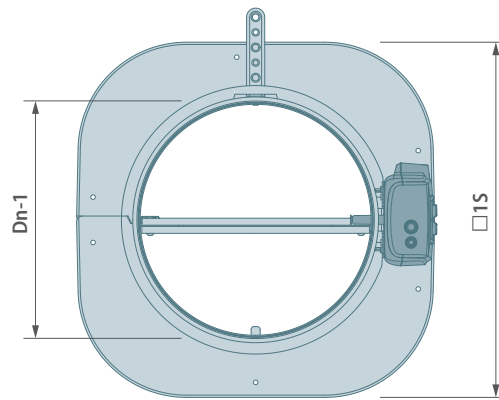
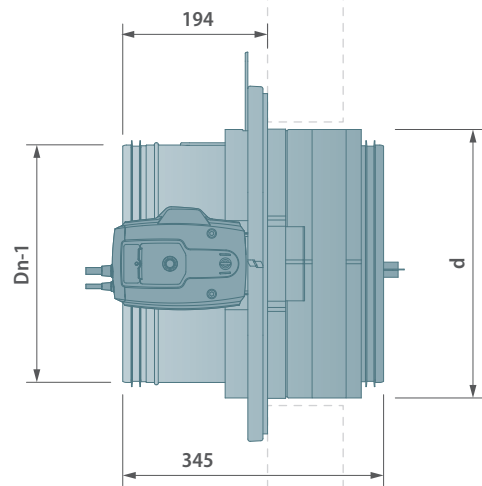
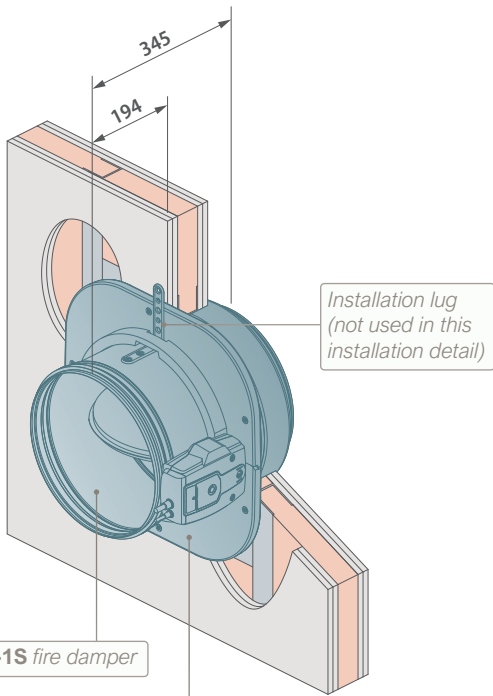
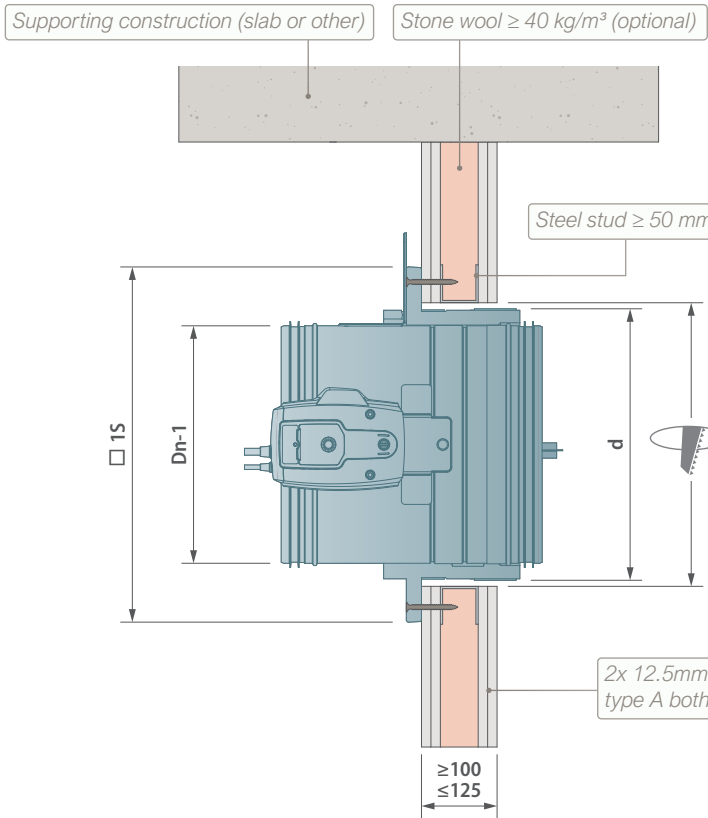


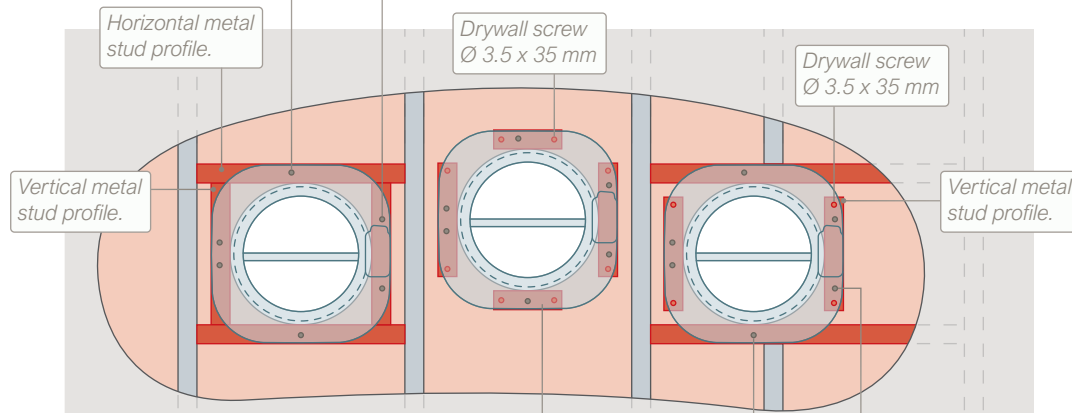
**CR60-1S FIRE DAMPER**



Dn	□1S	d	∅	a
100	279	160	180	89.5
125	299	180	200	87
160	339	220	240	89.5
200	374	255	275	87
250	419	300	320	84.5
315	474	355	375	79.5

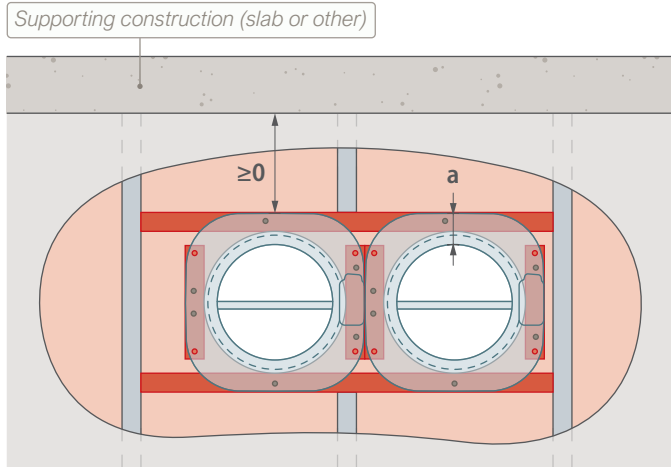


∅ 5 screw to be fitted into the provided screw openings in the mounting collar (6 pc. in total).



To be able to screw the mounting collar to the plasterboard wall, a metal stud framing around the wall opening is required. Also allowed: partial stud sections (fix these into the plasterboard using drywall screws ∅ 3.5 x 35 mm).

∅ 5 screw to be fitted into the provided screw openings in the mounting collar (6 pc. in total).




**TECHNICAL FEATURES**

- Damper range: ∅100 till 315.
- Damper can be installed with blade in any position.



- Damper can be installed with mechanism on either side of the wall (independent of fire side).
- The wall opening size as indicated in the table (∅) is the max. allowed size. An asymmetrical installation of the damper within the wall opening (uneven distribution of the remaining gap between wall and damper sleeve) will not compromise the fire rating.
- A max. of 4 fire dampers can be installed at tested minimal distances from an adjacent horizontal or vertical (supporting) construction or another fire damper. Blade horizontal or max. 45°.

≤ 45°



- To be read in conjunction with the CR60 Fire Damper Technical Datasheet.
- Guidelines acc. to DW144/145 (not required for CE):
  - Provide appropriate break-away / flexible joint between fire damper and connecting ductwork on both sides of the assembly (DW145: eg socket & spigot or flanged with appropriate fixings eg plastic cleats, clips, clamps, bolts, aluminium alloy rivets etc.).
  - Provide a panel in the adjacent ductwork to allow access to the internal components of the fire damper.
  - Ductwork must be independently supported and installed (DW144).
- Dimensions in mm unless otherwise stated.

**TECHNICAL DATASHEET**



**INSPECTION AND HANDOVER CHECK LIST**



**PLAN TITLE**

CR60-1S fire damper in flexible supporting construction.

**CLASSIFICATION**

EI 60 (ve i↔o)S



**REV**  
A

**DATE**  
18/03/2025

